

If less is more how you're keeping score?

Excellence

From quantity to quality

Return on investment


What makes a good partner good?

Choices

Strategic Partnerships

Preferential Partners

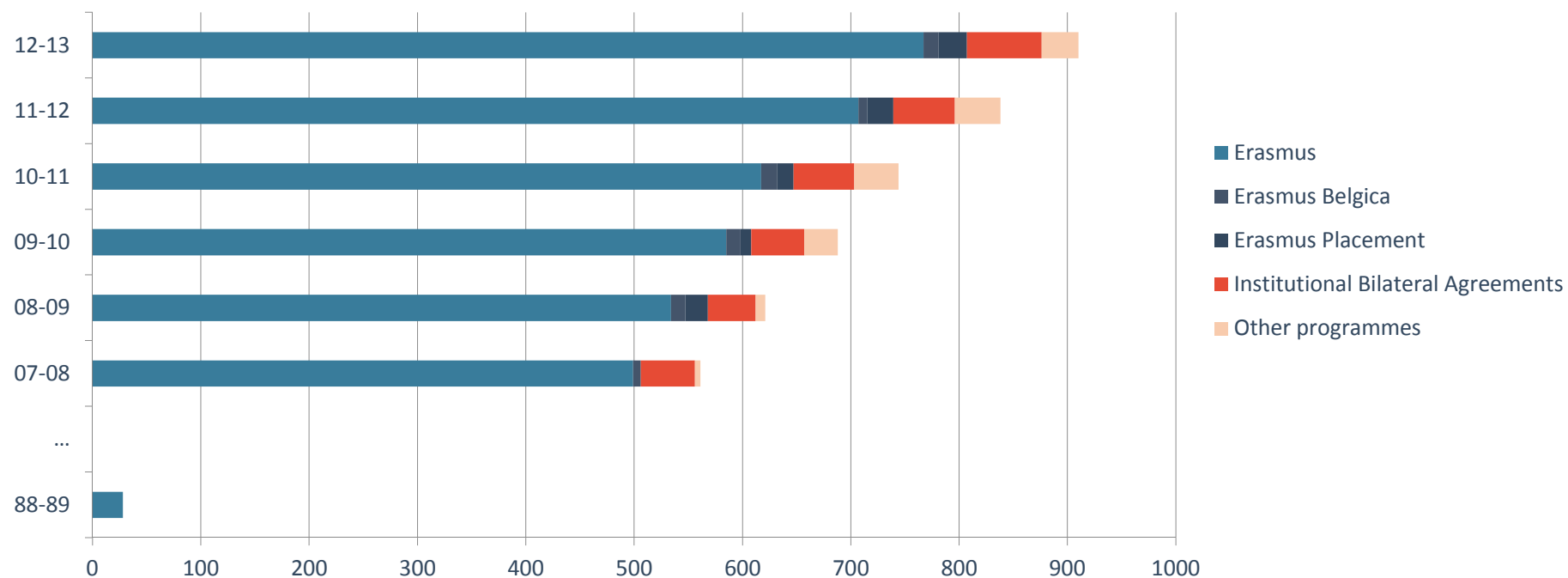
What makes a good partner good?



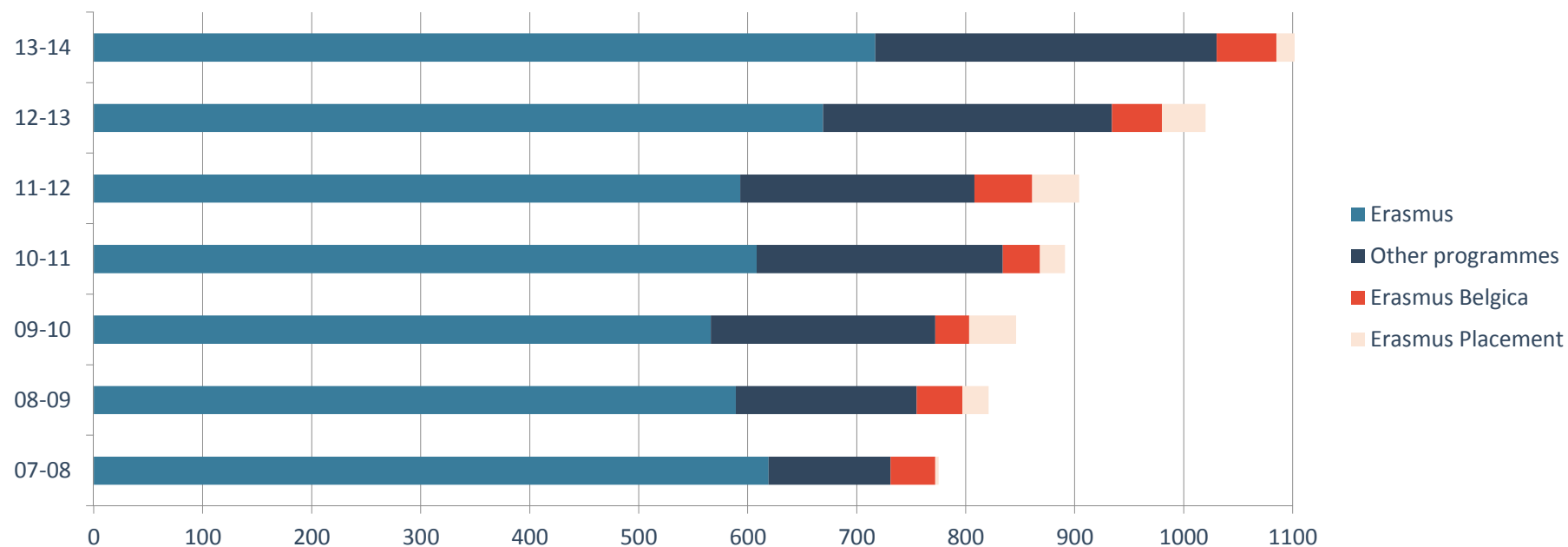
- Quantitative analysis: % of graduates with international experience
 - 2011-2012: 4555 graduates (at MA level), 716 of them had an international experience (at BA or MA level): 15,7%
 - 2012-2013: 4746 graduates (at MA level), 855 of them had an international experience (at BA or MA level): 18%

Be careful: don't use the combination of mobility's and graduates for a given academic year

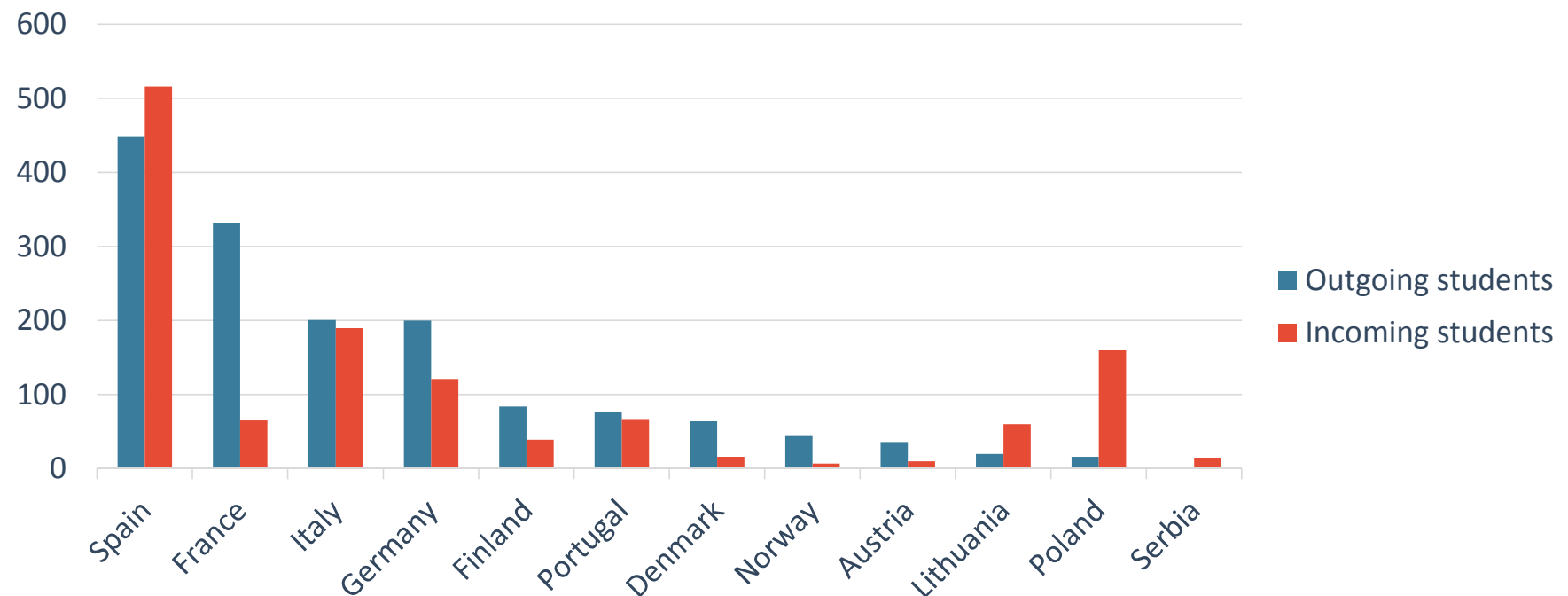
- Quantitative analysis: Exchange numbers - outgoing



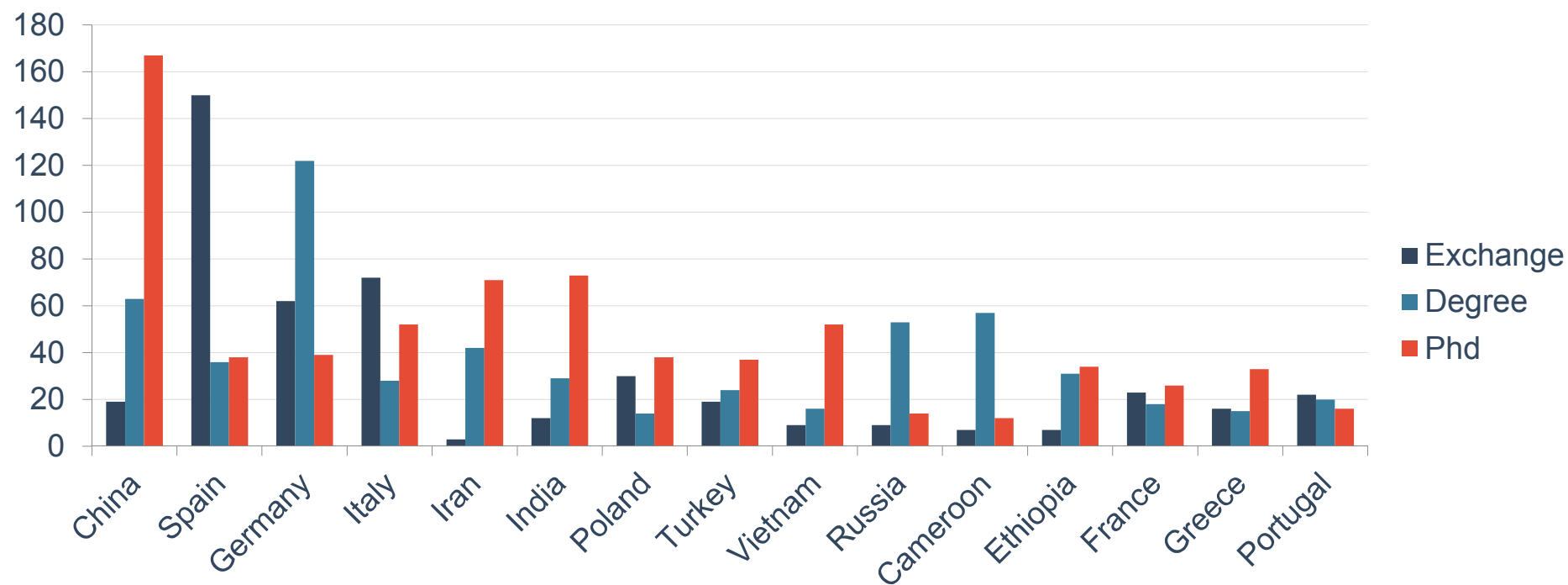
- Quantitative analysis: Exchange numbers - incoming



- Quantitative analysis: Exchange balance



- Quantitative analysis: International students



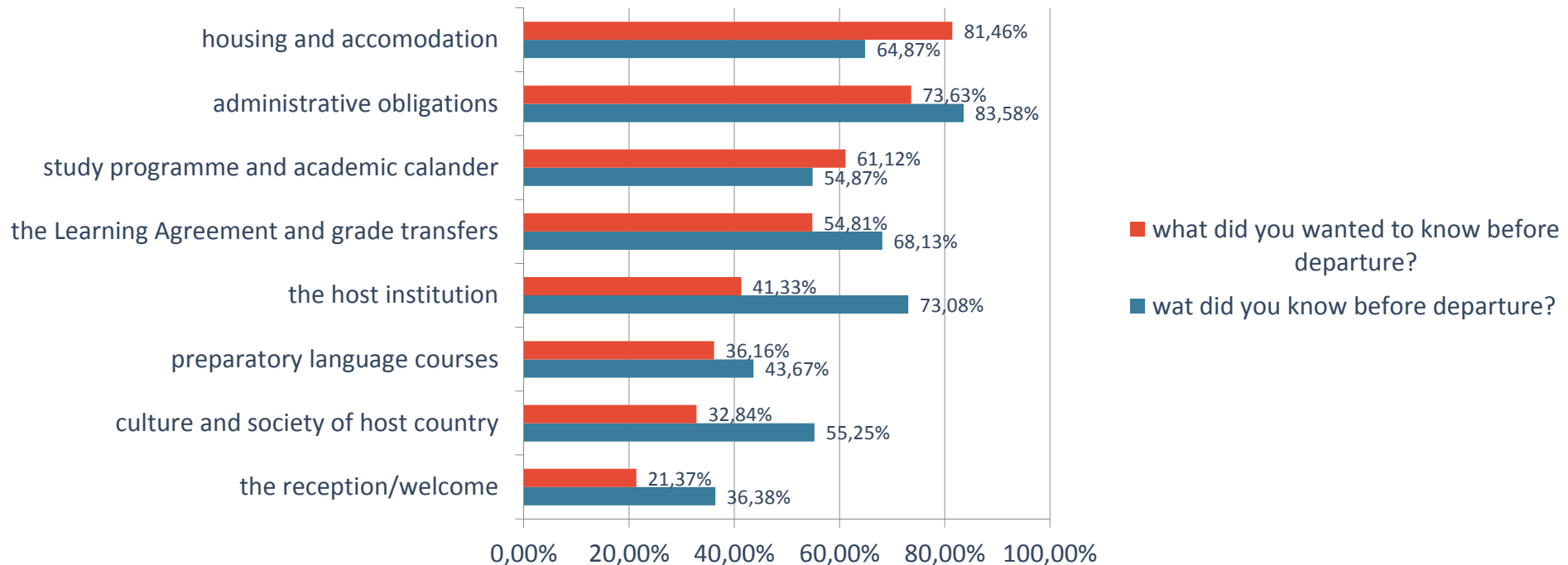
- Qualitative analysis: Study success

Country	Average credits/day*	Average study success**	Reference group
Denmark	0,17	94%	12
Germany	0,15	78,18%	100
Finland	0,15	70,7%	34
France	0,17	74,11%	81
Italy	0,15	58,82%	174
Lithuania	0,16	87,85%	39
Norway	0,16	73,5%	6
Austria	0,16	65,83%	11
Poland	0,16	77,45%	117
Portugal	0,18	71,14%	50
Spain	0,16	78,91%	354

*30 credits/sem =
+/- 0,2 credits/day

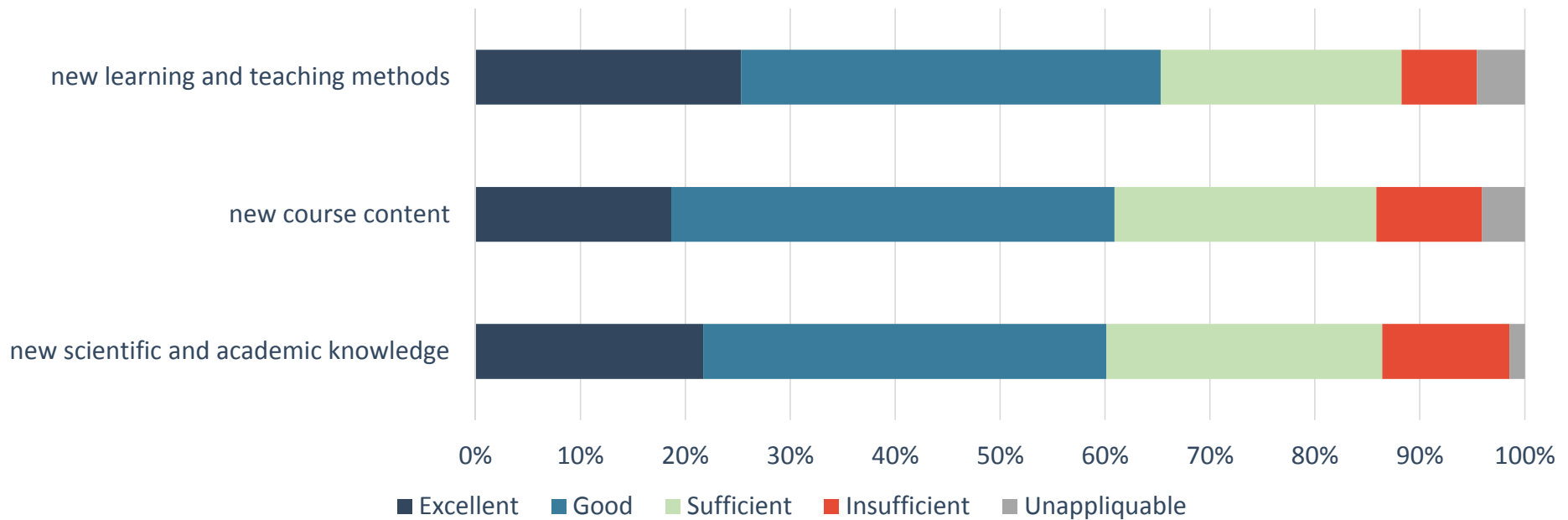
**UGent average = 80%
Exchange average = 70%

- Qualitative analysis: Erasmus Student Survey

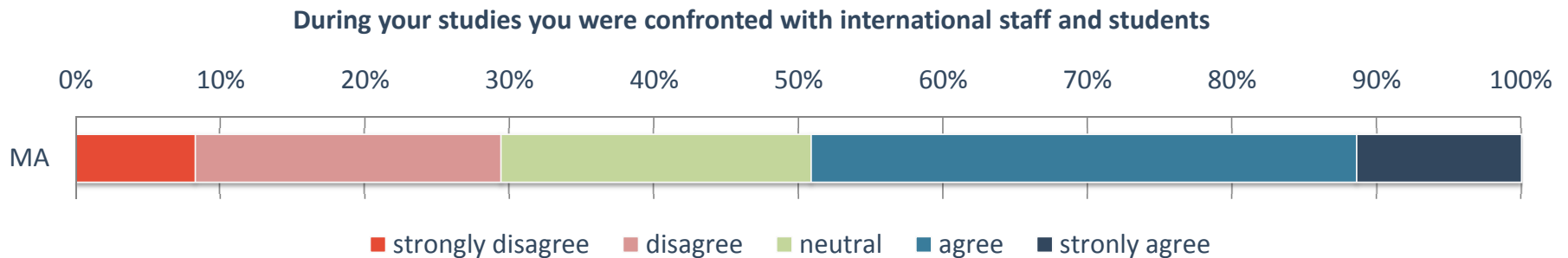
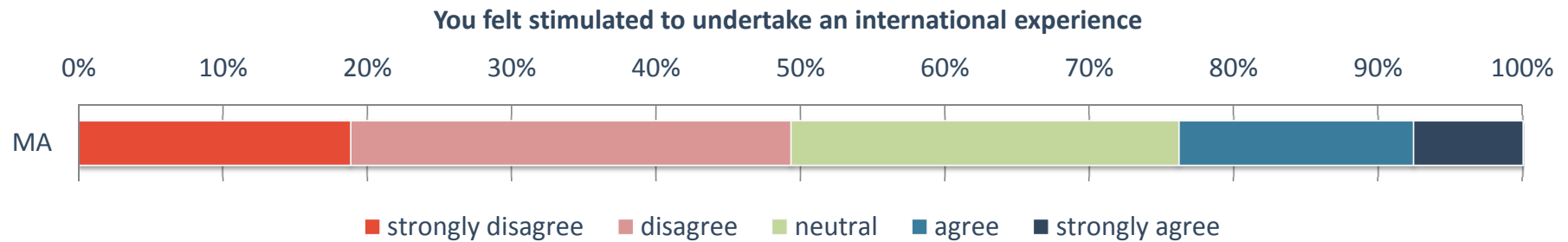


- Qualitative analysis: Erasmus Student Survey

During your Erasmus exchange you were confronted with



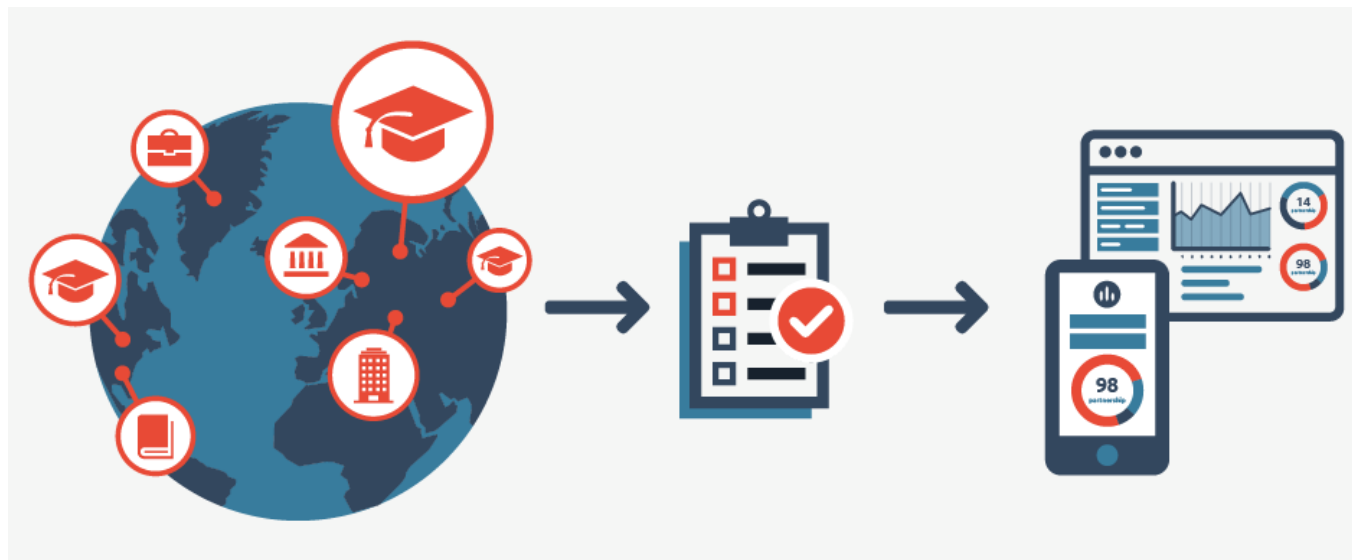
- Qualitative analysis: Internal Quality Assessment Survey



- But...
 - How to use these data in a structural way?
 - How to make data comparative to identify what makes a partner good?
 - How to make data accessible for all staff involved?

- The need to develop a tool for quality assessment of international cooperation
 - Structurally measuring quality of cooperation
 - Based on limited indicators but maximum information
 - With low work load for the staff involved

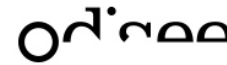
- Concept



available
data

comparable
scores

easy to read
information



Introduction

Data

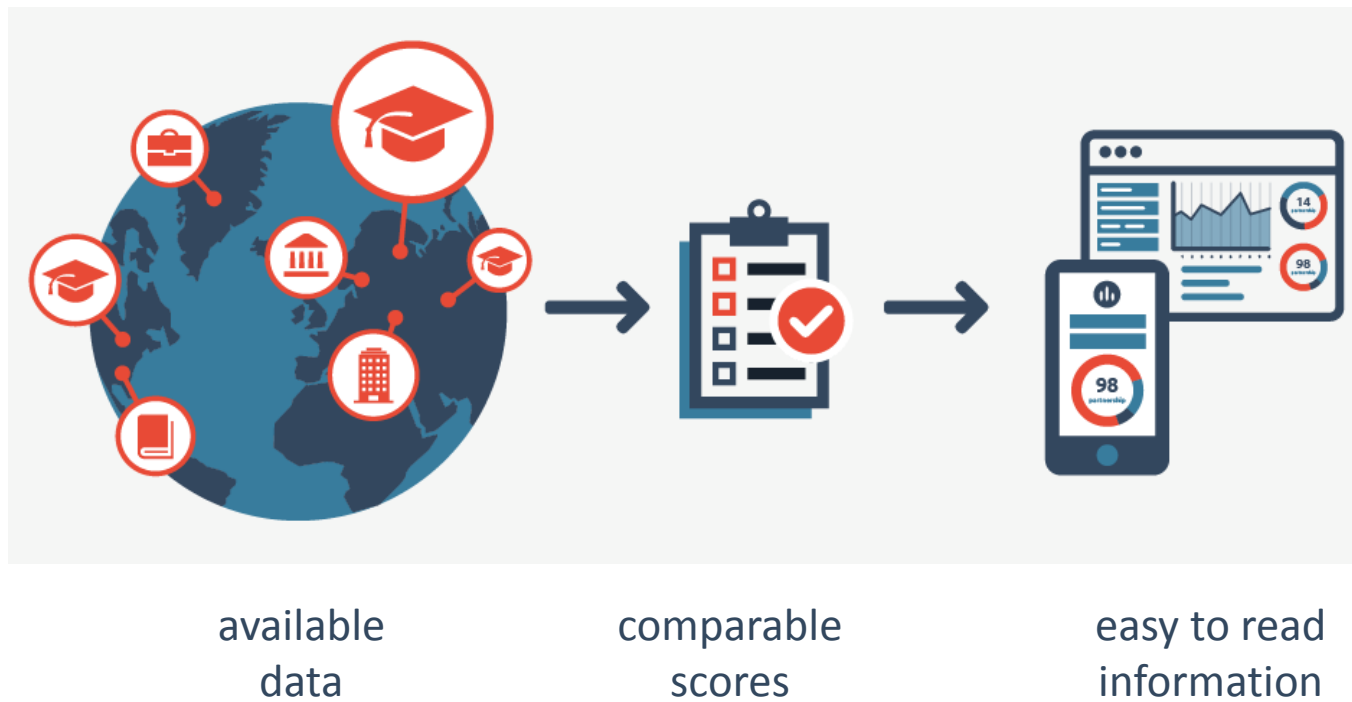
Structural Partner Analysis

Project

Goal:

**“An online peer assessment tool for
quality in international cooperation”**


- Concept




- Available data
 - Quality of partners
 - Quality of information exchange
 - Impact of the cooperation



- Available data
 - Quality of partners
 - Quality of information exchange
 - Impact of the cooperation
- Limited number of indicators
- From data to scores



- Agreed indicators
 - Quality of incoming students
 - Support and facilities at the host institution
 - Quality of learning and teaching
 - Rankings
 - Information availability
 - Exchange of documents
 - Mobility rate
 - Involvement
 - Educational collaboration
 - Research collaboration



UPLOAD DATA FROM GHENT UNIVERSITY

Upload successful. Added rows: 75, partner institutions: 44.

Academic year 2014-2015 ▾

Student questionnaire SMS

Select file

Upload


Outgoing student mobilities for studies: 75
Partner institutions: 44

Student questionnaire SMP

Select file

Upload

Outgoing student mobilities for placements: 8
Partner institutions: 5



INSTITUTION'S SCORES

Academic years

2014-2015
2013-2014

Indicators

Support and facilities
Exchange of ECTS documents

Indicators

Partner institutions ▾


Display

Show 50 ▾ entries

Search:


Export to XLS

Institution	PIC	Country	Support and facilities	Exchange of ECTS documents
VETERINAERMEDIZINISCHE UNIVERSITAET WIEN	999851848	Austria	10,00	10,00
DANMARKS TEKNISKE UNIVERSITET	999990655	Denmark	9,77	10,00
UNIVERSITAET LEIPZIG	999854564	Germany	9,55	4,32
ROSKILDE UNIVERSITET	999901803	Denmark	9,32	10,00
TECHNISCHE UNIVERSITAET MUENCHEN	999977463	Germany	9,09	10,00
FREIE UNIVERSITAET BERLIN	999994826	Germany	8,86	5,68
AARHUS UNIVERSITET	999997736	Denmark	8,64	7,27
GOTTFRIED WILHELM LEIBNIZ UNIVERSITAET HANNOVER	999981828	Germany	8,41	10,00



Project

Rk.	Name partner institution	Code	Country	C31 - Ranking	C32 - Incoming students	C33 - Student support	C34 - Academic value	C35 - Communication	C36 - Information availability	C37 - Improvement	C38 - Mobility Rate	C39 - Research collaboration	C3a - Educational collaboration	FINAL SCORE
1.	Rijksuniversiteit Groningen (RuG)	NL GRONING01	Netherlands	7.85	8.54	6.53	6.89		7.04	6.83	6.83	5.65	9.41	75.54
2.	Helsingin Yliopisto	SE HELSINK01	Finland	8.09	7.96	5.83	6.84		6.95	9.08	9.87	8.60	9.00	89.78
3.	Università degli Studi di Pisa	I PISA01	Italy	4.73	7.96	5.83	7.73		9.06	5.23	9.74	7.87	6.83	89.70
4.	Lunds universitet	S LUND01	Sweden	8.17	9.02	6.48	6.98		6.42	4.48	6.59	2.87	9.41	89.37
5.	Georg-August-Universität Göttingen	D GOTTING01	Germany	7.95	8.18	5.83	4.78		9.28	5.23	9.23	6.47	5.00	88.60
6.	Universität Stuttgart	D STUTTG02	Germany	5.80		9.38	9.58		7.17	1.74	9.74	8.60	4.41	88.04
7.	Wageningen University	NL WAGENING01	Netherlands	7.67	10.00	6.88	7.92		5.30	4.42	6.59	5.00	8.83	87.33
8.	Århus Universitet	DK ARHUS01	Denmark	7.87	9.32	7.50	7.38		5.98	3.78	8.97	5.00	5.00	87.28
9.	Università degli Studi di Bologna 'Rina Mater Studi	IT BOLOGNA01	Italy	5.07	7.13	6.32	6.68		6.73	6.34	5.64	5.00	10.00	85.43
10.	Universität Zürich	CH ZURICH01	Switzerland	8.27		7.50	6.87		10.00	2.75	9.46	5.00	2.42	85.13
11.	Technische Universiteit Eindhoven	NL EINDHOV01	Netherlands	5.99	9.58					1.46	9.82	10.00	2.42	84.98
12.	Universiteit Utrecht	NL UTRECHT01	Netherlands	8.52	9.18	5.83	5.87		5.39	5.86	9.30	8.80	0.00	84.63
13.	Københavns Universitet	DK KOBENHAVN01	Denmark	8.28	8.36	6.47	7.38		6.85	7.07	6.34	5.00	2.42	84.34
14.	Universidade do Porto	P PORT001	Portugal	2.40	8.42	5.73	7.83		6.33	8.08	8.97	5.00	5.00	83.66
15.	Danmarks Tekniske Universitet	DK LYNGBY01	Denmark	8.87	9.63	6.43	7.62		7.73	1.46	9.38	5.00	2.42	82.78
16.	Universiteit Leiden	NL LEIDEN01	Netherlands	8.43		6.04	8.33		7.82	5.33	6.85	5.00	0.00	82.44
17.	Universidad de Granada	E GRANADA01	Spain	3.52	6.78	5.94	7.23		6.88	5.40	7.89	10.00	5.00	82.23
18.	Universidad Complutense de Madrid	E MADRID05	Spain	3.82	9.06	6.23	6.38		4.94	5.96	9.38	5.60	8.83	82.23
19.	Technische Universität Dresden	D DRESDEN02	Germany	4.44	8.56	7.83	7.82		6.70	3.88	9.36	5.00	2.42	82.00
20.	Universiteit van Amsterdam	NL AMSTERDAM01	Netherlands	8.22	8.45	5.83	6.83		8.66	3.48	9.30	5.00	0.00	81.84
21.	Vrije Universiteit Amsterdam	NL AMSTERDAM02	Netherlands	8.98	8.76	5.83	7.88		8.94	6.06	8.23	5.00	0.00	81.57
22.	Università degli Studi di Roma 'La Sapienza'	I ROMA01	Italy	5.38	6.82	6.22	6.13		8.43	8.06	8.85	2.87	5.00	81.57
23.	Università degli Studi di Milano	I MILANO01	Italy	5.53	7.83	5.88	7.88		6.20	4.22	10.00	5.00	2.42	80.80
24.	Uppsala universitet	S UPPSALA01	Sweden	8.09		5.70	6.35		7.37	5.15	7.95	5.00	5.00	80.75
25.	Universität Bern	CH BERN01	Switzerland	8.74	8.29	7.50	5.00		10.00	2.85	6.87	5.00	2.42	80.63
26.	Erasmus Universiteit Rotterdam	NL ROTTERDAM01	Netherlands	7.75		6.88	7.55		6.20	5.03	8.97	3.80	4.41	80.44
27.	Universität Leipzig	D LEIPZIG01	Germany	3.19	7.88	5.83	7.50		6.82	3.48	9.63	5.00	4.84	80.23
28.	Rheinisch-Westfälische Technische Hochschule Aachen	D AACHEN01	Germany	8.38		6.25	7.22		6.76	3.23	8.85	5.00	4.41	80.10
29.	Universität Wien	A WIEN01	Austria	8.58		8.23	6.87		6.70	2.20	8.21	5.00	4.41	79.88
30.	Université Pierre et Marie Curie - Paris 6	F PARIS006	France	8.51	9.88	5.33	6.48		4.85	1.03	10.00	2.87	5.00	79.75
31.	Universitat de Barcelona	E BARCELONA01	Spain	5.74	7.58	6.25	6.93		6.76	7.90	9.87	0.08	2.42	79.38
32.	Universität Konstanz	D KONSTANZ01	Germany	4.46		7.50	10.00		10.00	1.03	7.95	6.47	0.00	79.23
33.	Eidgenössische Technische Hochschule (ETH) Zürich	CH ZURICH07	Switzerland	9.66		6.87	6.87		9.06	1.74	8.59	5.00	0.00	79.23
34.	Aristoteleio Panepistimio Thessalonikis	G THESSAL01	Greece	3.99	6.35	6.83	7.34		7.33	4.87	9.23	10.00	0.00	79.23
35.	The University of Nottingham	UK NOTTING01	United Kingdom	7.95		6.75	6.37		8.75	2.47	9.36	5.00	0.00	78.08
36.	Politecnico di Milano	I MILANO02	Italy	4.55	8.07	6.23	8.92		8.32	2.30	9.23	5.00	0.00	77.77
37.	Univerzita Karlova v Praze	CZ PRAHA07	Czech Republic	4.25	9.20	7.52	7.50		7.58	4.80	7.95	3.80	0.00	77.77
38.	Université de Strasbourg	F STRASBOURG01	France	6.11		5.83	6.78		7.87	0.73	8.97	10.00	0.00	77.70



Introduction

Data

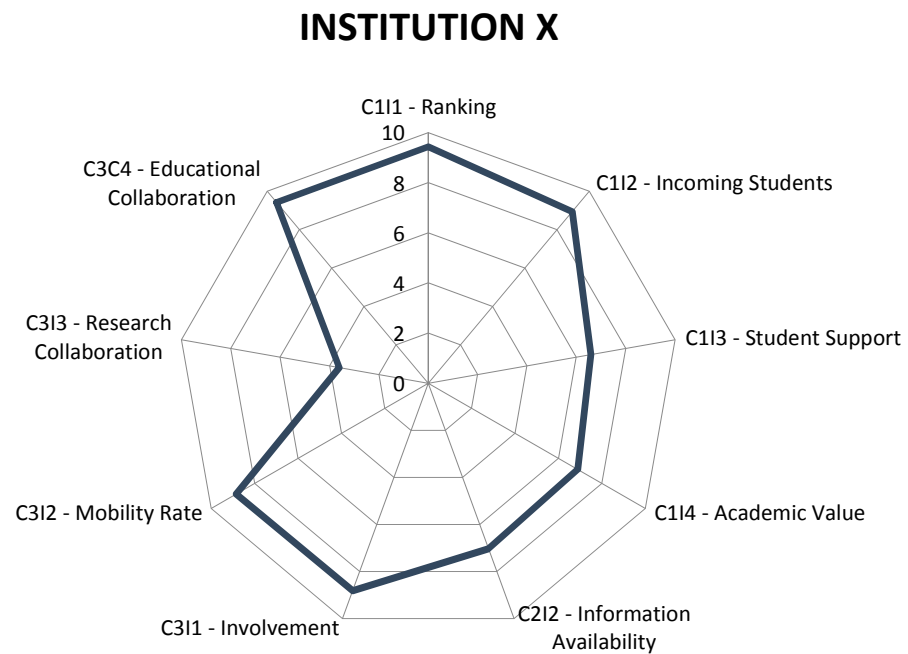
Structural Partner Analysis

Project

- Available data
 - Quality of partners
 - Quality of information exchange
 - Impact of the cooperation
- Limited number of indicators
- From data to scores
- From scores to visualisations and reports



- Visualisation



- Reports

C3. IMPACT OF THE COOPERATION

C3_I1 INVOLVEMENT

PARTNER SCORE:

General score: **8,81/10**

EXPLANATION:

9 of the 11 faculties at Ghent University cooperate with Rijksuniversiteit Groningen (RuG). There are agreements in 17 study fields.

There is an very high involvement from faculties and study fields in the cooperation with Rijksuniversiteit Groningen (RuG).

C3_I2 MOBILITY RATE

PARTNER SCORE:

General score: **8,85/10**

Annual activity: **10,00/10**

Balance: **7,69/10**

EXPLANATION:

During the last 3 years, there was mobility during 3 years (students and/or staff) between Ghent University and Rijksuniversiteit Groningen (RuG).

During the past 3 years there were 18 outgoing student(s) and 27 incoming student(s).



- Final goal: **an online tool for peer assessment in international cooperation**
 - Based on mutual data input
 - Generate reports on quality of international partners
 - And reports on your own quality as perceived by your partners
 - In order to improve the quality on both sides of the cooperation

- International dimension
 - Expanding to international partners
 - Starting with a limited group of international test users
 - Invited via Flemish HEI's
 - After project finished: ready to use tool for interested HEI
 - Development of peer assessment

- Timing
 - January 2015: Start
 - June 2015: Invitation to international test users
 - September 2015: Start testing phase @ EAIE
 - September 2016: Final evaluation
 - December 2016: Launch tool

Contact

www.eQuATIC.eu

Project leader eQuATIC - Paul@eQuATIC.eu

Institutional coordinator - Thijs.Verbeurgt@UGent.be